


Literature Enrichment Activities

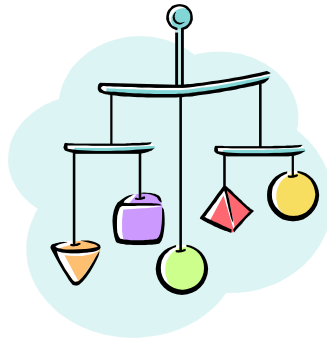


Pathways to Excellence


Make a model or diorama of an
important event in the story.



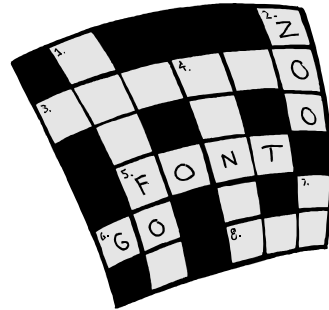
Make a mobile which contains the main characters from the story. On the back of each one, tell the name of the character and at least one fact about them.



Which character would you want to be friends with? Why? Write your thoughts down on paper.



Create a crossword puzzle with key words, characters' names, or events from your book.



Create an advertisement for your book. Be sure to include an illustration along with a slogan or jingle relating to a character or important event in the story.



Design a puppet show about the book you have read using craft items that you have at home to create the puppets. Be prepared to share the puppet show with the class.




Choose one character from the story. Make a list that contains things you learned about that character. Use your list to create a poem about the character. You can do a rhyming poem, an acrostic poem, a haiku, or a limerick.



Compare your book with "real life" events. Could any of the scenes or topics of your book be real? Explain.



Make a timeline indicating the most important events in your story. Be sure to include pictures symbolizing the events in your story as well.



WRITE A BOOK REVIEW AS IF YOU
ARE A CRITIC TELLING ABOUT THE
HIGHLIGHTS OF THE STORY.



**Draw a picture of your
favorite scene in the
book.**



Make up an acrostic poem using one of the character's names and the details about that character.

Example: **A**lways cheerful
Never mean
Nice!


Pretend that you are one of the characters in the book. Tell about one of the characters from your point of view. Write your ideas down on paper.



Write a letter to the class as if you are one of the characters in the story. Tell about yourself and some of the important events you were involved in throughout the book.



Tell why the book would or would not make a great TV show.



**Draw a map of
where the story
takes place.**



**Pick 5 adjectives that describe your book. Design
a sign that includes the book title and the five
adjectives. Make sure you draw
pictures that go along with your book.**




Choose a part of the book that was especially funny, scary, happy, or sad. Describe the scene in a short paragraph.



Write a new ending to the story.



DESIGN A POSTAGE STAMP
RELATING TO THE BOOK OR
CHARACTER.



Write a song about the story to a
familiar tune (example: Happy
Birthday, Mary Had a Little Lamb).



An important newsflash needs to be broadcast over the TV about an important event from the story. Write the script for the newscaster.



Prepare five questions that you would want to ask the author of the book.




Pretend that you are throwing a party for one of the characters in the book. What would the theme of the party be? Where would it take place? Make up an invitation that would be sent out to guests. Include a guest list.



Add a new character into the story and rewrite a scene.



Make a collage of different pictures, words, or phrases that relate to your book. You may use magazines, newspapers, computer graphics, or your own illustrations.




Write a poem that tells about some of the main details or characters from your story.



Design a costume that would show what you think the character looks like and what he or she would wear.



Make up a board game based on the characters and events of your book.




Write three journal entries from
one of the character's point of view.




Rewrite the book as a picture
book for preschoolers.




Write a summary which describe the main events of the book.



Write a book review as if you are a critic telling about the highlights of the story.



Make a poster advertising your book as a best seller.



Create a scrapbook page for one of the main characters.



Learn and share some historical facts about the setting of your story. Where and when did your story take place?



Design a new cover for the book. Be sure to include the title, author, and illustration. You may want to add a "critic's comment" about something that interested you.




Research something that interested you in your book. Take notes on your research and share the information with the class.

For example, after reading a biography about a famous person, find out about them and their accomplishments.




Learn more about the author of your book. Write down what you learn and where you got the information.



Pretend that the main characters in the story have sent you postcards. Design the postcards with pictures and write something that the character would have said about an important story event.




Create a dramatic tape recording of your favorite part of the story.




Act out a scene from the story with your friends or family members. Have someone videotape it for you to share with the class.




Rewrite a scene from the book in play form. Decide who the “actors” would be to play each part.



Make a vocabulary guide with a list of new words that you learned from the book. Be sure to write the definition of each new word.



Write a letter to your favorite character from the story.




WRITE A HEADLINE NEWSPAPER
ARTICLE REPORTING SOMETHING
EXCITING THAT HAPPENED IN THE
PLOT OF THE STORY.



Create a twin for the main character of the
story that is his or her exact opposite.

What does he or she look like and act like?

Draw a picture and describe him or her.



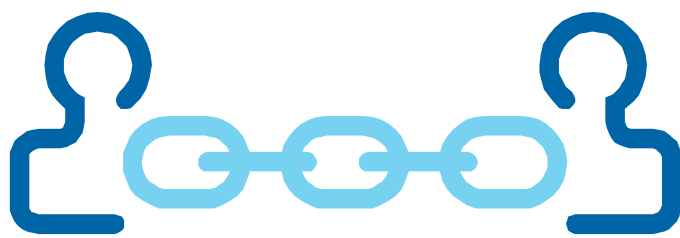
Conduct an interview with one of the main characters from your story. Write down questions you would want to ask the main character. List the answers that you think the main character would give for each question based on the information you learned about that character in the story.



If you could change one thing about the story (a character or event), what would it be? Be sure to describe both the change you would make and why.



Compare your life to the main character's life. What is the same?
Do you have anything in common?




Compose an ABC Book for your story. Make sure you have an example for every letter!


Andrew (the main character)
Books (Andrew loves to read.)
Cranford (Andrew's hometown)
Dresser drawer (Andrew keeps his journal here)



Give your book a letter grade. Does it deserve an A+? How about a C-? Why do you think so? Be specific.



Explain why changing one character trait could have changed the whole story? For example, if the main character was lazy instead of hard-working or unpleasant instead of friendly, what might have happened?



Create a shopping list for a character. What items would he or she need in the events throughout the story?



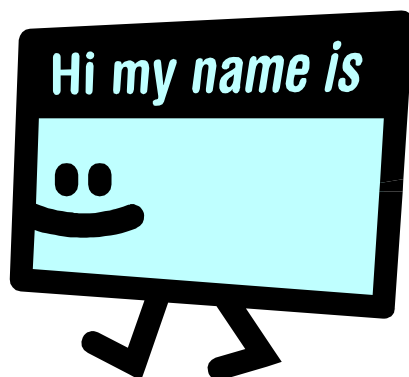
DRAW WHAT THE CHARACTER'S HOME MIGHT HAVE LOOKED LIKE. BE SURE TO USE COLORS AND INCLUDE DETAILS.



**RETELL PART OF YOUR STORY
IN A DIFFERENT SEASON.**



Change the names of the main characters. How would the



**Write a quiz for the story.
Make sure you can answer
the questions!**



**Draw a picture report of your
story.**



*Create a dance about the events of your story.
Be prepared to explain the meaning behind your movements.*



Imagine that your story
takes place in a different
historical time period. What
would have been different?



What kind of garden would your main character plant? What kinds of flowers would be planted? Would there be weeds? Would it be well taken care of? What colors and types would you see?



Create a recipe that tells the ingredients that make up your main character.


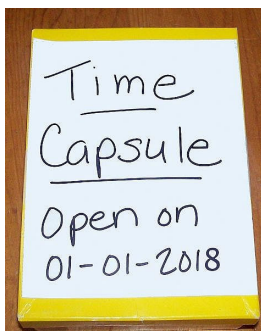
For example, he or she may be made of one cup of courage, two tablespoons of kindness, and a pinch of curiosity.



Create a yearbook page for your story. What happened the year it took place? What was popular. Be sure to include pictures and explanations.






Describe what the characters would put in a time capsule. What things are important to them? What would they want to remember?



If one of the characters became an
inventor, what might they create
to fix a problem?



USE SCRAPS OF PAPER TO
CREATE A STAINED GLASS
PICTURE OF A SCENE IN
THE STORY.



Write a rap song about your
story.



Draw a picture definition of five
new vocabulary words.



Draw a picture of three things that your character may have feared.



Create a travel brochure for the story's setting. Choose words and pictures that make tourists want to visit your site!

